



**DESIGN & CONSTRUCTION GROUP  
THE GOVERNOR NELSON A. ROCKEFELLER  
EMPIRE STATE PLAZA  
ALBANY, NY 12242**

---

**ADDENDUM NO. 1 TO PROJECT NO. 47844**

**CONSTRUCTION WORK  
REPLACE CONCRETE TERRAZZO, PHASE 2  
CONCOURSE  
EMPIRE STATE PLAZA  
ALBANY, NY**

January 23, 2026

**NOTE:** This Addendum forms a part of the Contract Documents. Acknowledge receipt of this Addendum in the space provided on the Bid Form.

**SPECIFICATIONS**

1. SECTION 015000.02 - CONSTRUCTION FACILITIES & TEMPORARY CONTROLS  
Part 1, Subparagraph 1.6 B. 1, add “fire resistant” after the words “6 mil” in the third line.
2. SECTION 015000.02 - CONSTRUCTION FACILITIES & TEMPORARY CONTROLS  
Part 1, Subparagraph 1.6 B. 1, add a sentence “Prepare, prime & paint the exterior faces of all partitions with the following, applied uniformly with a smooth, even finish: Preparation: Sand, fill and clean per manufacturer’s recommendations. Primer: (1) coat Type IAL-PW, Latex, for Interior Wood MPI #39. Provide one of the following: Benjamin Moore & Co.: Multi-Purpose Primer, or PPG Architectural: Seal Grip Interior/Exterior Acrylic, or Sherwin-Williams: Multi-Purpose Latex Primer/Sealer. Paint: (1) coat white: Type IAL-3: Latex, Interior, Semigloss, (Gloss Level 5). MPI #54. Provide one of the following: Benjamin Moore & Co.: Ultra Spec 500 Interior Semi-Gloss, or PPG Architectural: Speedhide Zero Interior Semi-Gloss, or Sherwin-Williams: ProMar 200 Zero VOC Interior Latex Semi-Gloss.” after the word “compound” in the seventh line.

**DRAWINGS**


3. Revised drawings:
  - a. Drawing No. A-100, noted Addendum 1 dated 01/23/2026 accompanies this Addendum and supersedes the same numbered previously issued drawing.
  - b. Drawing No. A-101, noted Addendum 1 dated 01/23/2026 accompanies this Addendum and supersedes the same numbered previously issued drawing.

**END OF ADDENDUM**

Brady M. Sherlock, P.E.  
Director, Division of Design  
Design and Construction

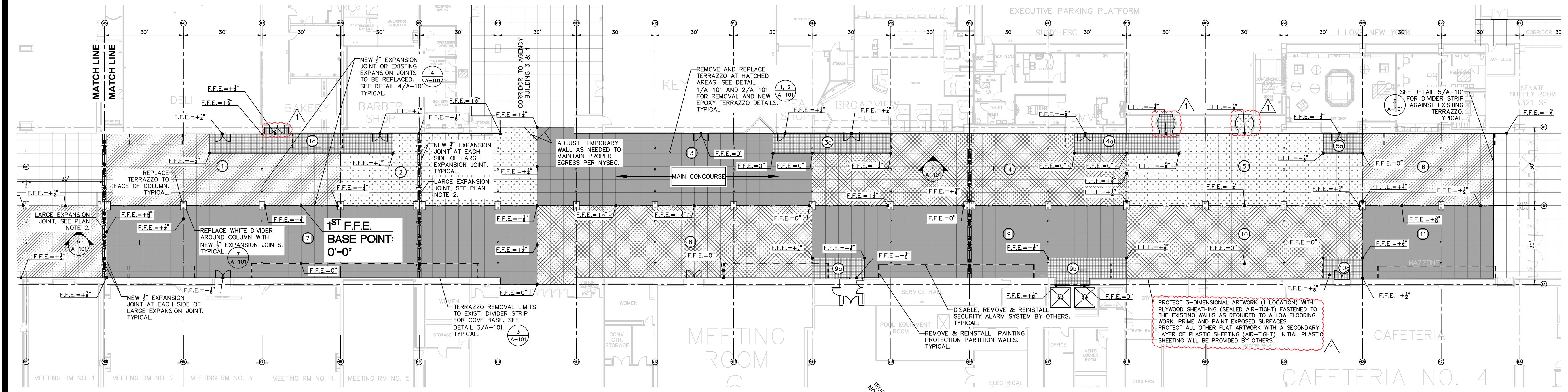
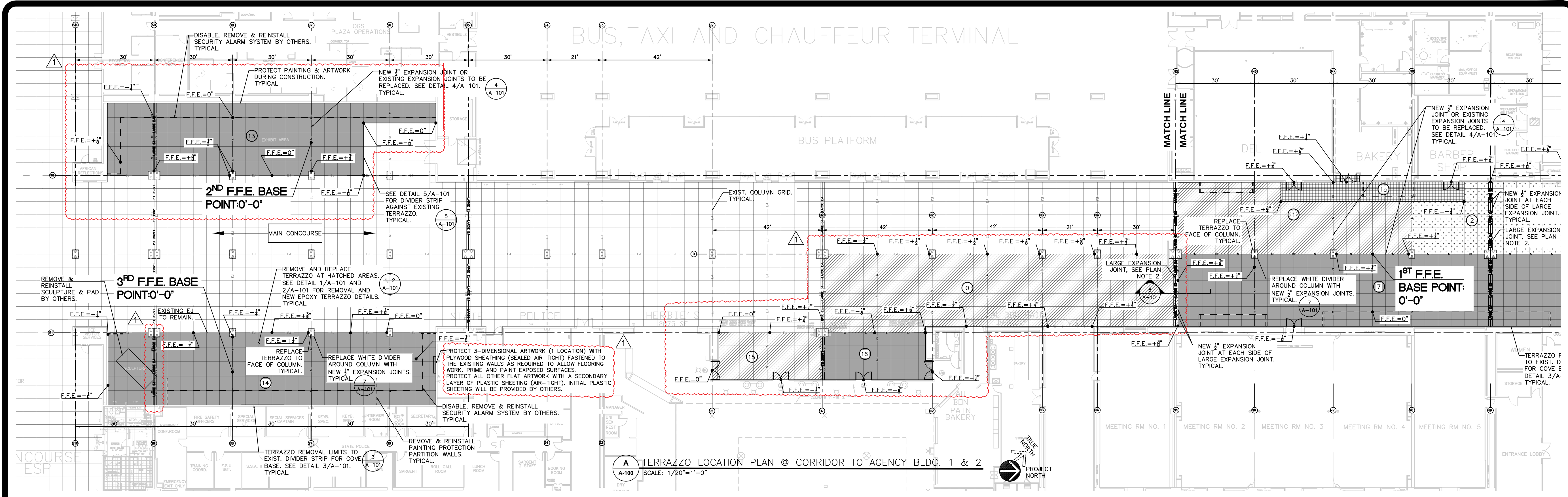
CONSULTANT  
CERTIFICATE OF AUTHORIZATION #:

**WARNING:**  
THE ALTERATION OF THIS MATERIAL IN ANY WAY, UNLESS DONE UNDER THE DIRECTION OF A COMPARABLE PROFESSIONAL, I.E. ARCHITECT FOR AN ARCHITECT, ENGINEER FOR AN ENGINEER OR LANDSCAPE ARCHITECT FOR A LANDSCAPE ARCHITECT, IS A VIOLATION OF THE NEW YORK STATE EDUCATION LAW AND/OR REGULATIONS AND IS A CLASS 'A' MISDEMEANOR.



**CONSTRUCTION**  
TITLE: REPLACE CONCRETE TERRAZZO PHASE II  
LOCATION: CONCOURSE EMPIRE STATE PLAZA ALBANY NY  
CLIENT: OFFICE OF GENERAL SERVICES

02	01/23/2026	ADDENDUM #1
01	07/01/2025	BIDDING
MARK	DATE	DESCRIPTION
PROJECT NUMBER:	47844 - C	
DESIGNED BY:	JC	
DRAWN BY:	JC	
FIELD CHECK:		
APPROVED:	JB	
DRAWING TITLE:	CONCOURSE TERRAZZO PLACEMENT PHASE II LOCATION PLAN	
DRAWING NUMBER:	A-100	
DRAWING	1	OF 2

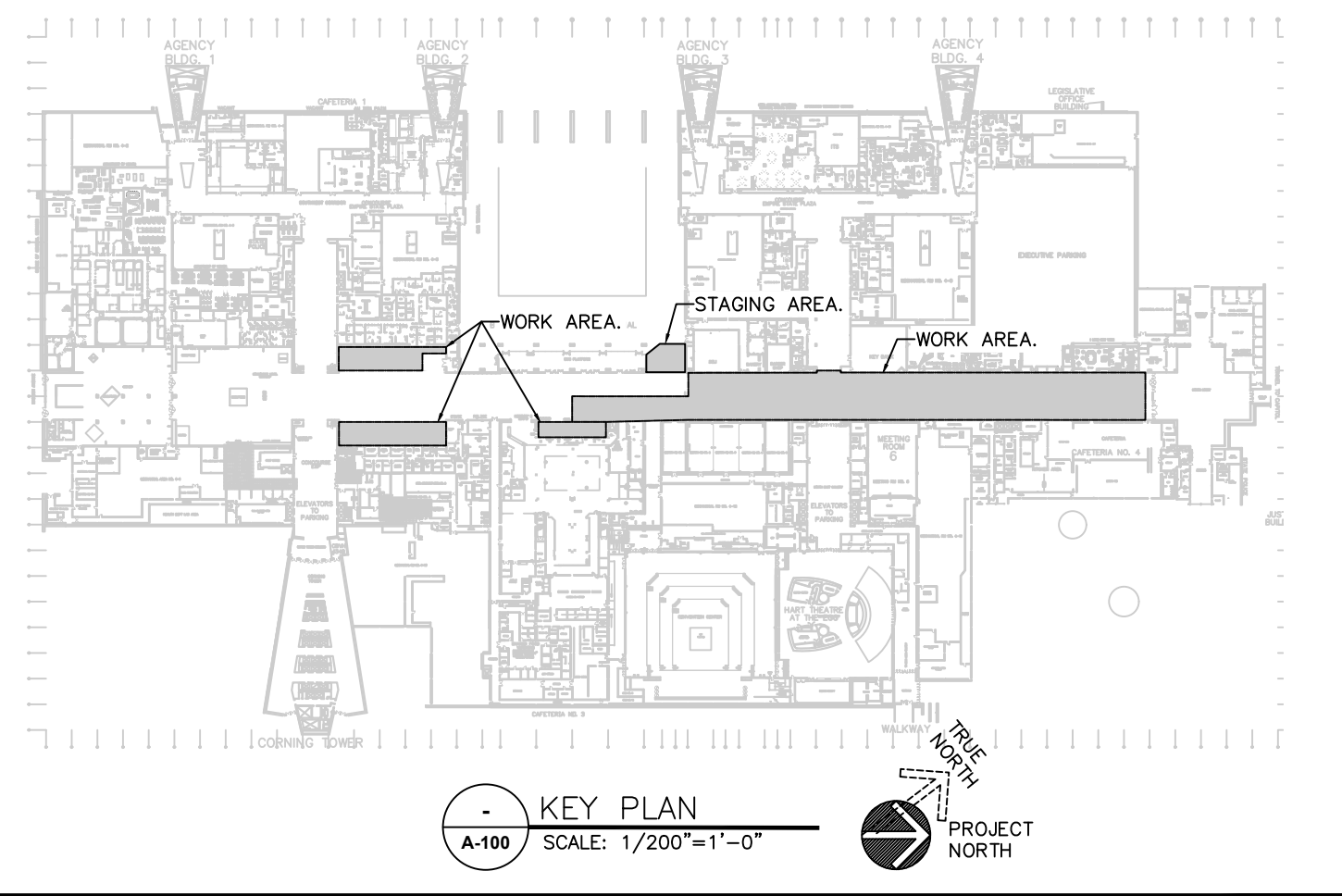


- PLAN NOTES:**
- THE PLANS ARE FOR OVERALL BID QUANTITIES AND LOCATIONS ONLY. SUBMIT DETAILED SEQUENCING PLAN ALONG WITH THE WORK ZONE LIMITS FOR OGS APPROVAL PRIOR TO START OF WORK.
  - LARGE EXPANSION JOINT WITH METAL COVER:
    - A. WIDTH OF LARGE EXPANSION JOINT VARIES FROM 3" TO 3'.
    - B. REPLACE THE FILLER WITH SIMULCAST DSM SYSTEM OR APPROVED EQUAL.
    - C. CAREFULLY REMOVE THE EXISTING METAL COVERS, REFINISH PER DIRECTOR'S REPRESENTATIVE AND REINSTALL. IF EXISTING COVERS ARE RETURNED TO BE IN POOR CONDITION, REPLACE WITH NEW COVERS. FOR BIDDING QUANTITIES, USE SIZE OF EXISTING COVERS TO BE REPLACED WITH NEW COVERS.
    - D. FOR COVERS TO BE REPLACED, REPLACE WITH FLUSH MOUNT INTERLOCKING ALUMINUM ED COVER 3'S BY SCA.
  - Ⓞ DENOTES CONSTRUCTION WORK ZONE X. APPROX. WORK AREA OF EACH ZONE IS LISTED ON TABLE 1.
  - WORK AT ZONES Ⓞ SHALL BE CONDUCTED DURING AFTER HOURS. SEE SPECIFICATION FOR AFTER HOUR SCHEDULE. PROVIDE TEMPORARY FLOORING PROTECTION/FILLING AT THESE ZONES SO ALL BUSINESSES ARE ABLE TO OPEN DURING NORMAL BUSINESS HOURS.
  - CONCOURSE INCLUDING THE CORRIDORS TO AGENCY BUILDINGS WILL REMAIN OPEN AND ACCESS MUST BE ACCOMMODATED TO ALL NON-WORK ZONES DURING CONSTRUCTION PERIOD.
  - WORK CAN BE PERFORMED IN TWO ZONES AT A TIME. COORDINATE WORK ZONE COMBINATIONS WITH DIRECTOR'S REPRESENTATIVE.
  - ALL WORK ZONE AREAS TO BE PARTITION OFF USING HARDWALL FULL HEIGHT TEMPORARY ENCLOSURES. ENCLOSURES TO BE SEALED TO PREVENT DUST/ARBORNE PARTICLES FROM ESCAPING.
  - COORDINATE WORK ZONE LOCATIONS WITH DIRECTOR'S REPRESENTATIVE. BASE BID SHALL INCLUDE A MINIMUM OF WORK ZONES AS SHOWN ON THIS DRAWING.
  - MAINTAIN AREAS OUTSIDE OF EACH WORK AREA FREE FROM DUST, NAILS, SCREWS, ETC. THROUGHOUT THE DURATION OF THE PROJECT.
  - REPLACE EXISTING 1" WIDE BRASS DIVIDER STRIPS WHILE MAINTAIN THE SAME PATTERN. THE 1" WIDE WHITE PLASTIC STRIPS LOCATED ACROSS THE MIDDLE OF EACH TERRAZZO SQUARE ARE TO BE ELIMINATED.
  - MAINTAIN PROPER EGRESS PER NEW YORK STATE BUILDING CODE.
  - WORK AREA ENCLOSURES TO BE INSULATED TO MAINTAIN A NOISE LEVEL OF 85DB MAX OUTSIDE THE ENCLOSURE.
  - F.F.E. DENOTES THE EXISTING FINISHED FLOOR ELEVATION. THE F.F.E. VALUES INDICATED ON THE DRAWINGS ARE PROVIDED FOR REFERENCE ONLY. CONTRACTOR TO FIELD VERIFY ALL FLOOR ELEVATIONS AND DIMENSIONS.
  - THE NUMERICAL DESIGNATION OF WORK ZONES IS FOR IDENTIFICATION PURPOSE ONLY AND DOES NOT INDICATE THE SEQUENCE OF CONSTRUCTION, EXCEPT THAT ZONE 0 SHALL BE THE FIRST ZONE TO COMMENCE WORK.

**TABLE 1**

ZONE	BD AREA(SF)
0	3820
1	2100
1a	550
2	1950
3	2800
3a	350
4	2950
4a	350
5	2280
5a	120
6	1380
7	4550
8	2950
9	2950
9a	150
9b	250
10	2350
10a	120
11	1380
13	2900
14	2450
15	730
16	730
TOTAL	40140

- SEQUENCE, STORAGE & REMOVAL NOTES:**
- COORDINATE WITH DIRECTOR'S REPRESENTATIVE FOR STAGING AND STORAGE LOCATION. CONTRACTOR RESPONSIBLE FOR BULK MATERIAL STORAGE (MAXIMUM ALLOWABLE LIVE LOAD ON EXISTING ESP AREAS = 100 PSF).
  - WORK IDENTIFIED WITHIN EACH ZONE ARE TO BE COMPLETED PRIOR TO PROCEEDING TO NEXT ZONE. ZONE NUMBERING CALLED OUT ON PLAN IS FOR REFERENCE ONLY. COORDINATE SEQUENCE OF WORK ZONES WITH DIRECTOR'S REPRESENTATIVE.
  - CONSTRUCT TEMPORARY ENCLOSURES, INSULATION AND PAINT PER DIRECTOR'S REPRESENTATIVE.
  - REMOVE TERRAZZO TOPPING AND APPLY EPOXY TERRAZZO OVER EXISTING TO REMAIN TERRAZZO UNDERDECK:
    - A. CAREFULLY REMOVE EXISTING CEMENT TERRAZZO TOPPING AND DIVIDER STRIPS DOWN TO MORTAR BED.
    - B. REMOVE LOOSE MATERIAL, CLEAN MORTAR BED.
    - C. FLASH PATCH / FILL AREAS WITH AN EPOXY FILL MORTAR TO PREPARE FOR NEW EPOXY TERRAZZO.
    - D. PROCEED WITH EPOXY TERRAZZO INSTALLATION.



CONSULTANT

CERTIFICATE OF AUTHORIZATION #:

**WARNING:**  
THE ALTERATION OF THIS MATERIAL IN ANY WAY, UNLESS DONE UNDER THE DIRECTION OF A COMPARABLE PROFESSIONAL, I.E. ARCHITECT FOR AN ARCHITECT, ENGINEER FOR AN ENGINEER OR LANDSCAPE ARCHITECT FOR A LANDSCAPE ARCHITECT, IS A VIOLATION OF THE NEW YORK STATE EDUCATION LAW AND/OR REGULATIONS AND IS A CLASS 'A' MISDEMEANOR.



**CONSTRUCTION**

TITLE:  
REPLACE CONCRETE TERRAZZO PHASE II

LOCATION:  
CONCOURSE  
EMPIRE STATE PLAZA  
ALBANY NY

CLIENT:  
OFFICE OF GENERAL SERVICES

CONTRACT:

TITLE:

MARK:

PROJECT NUMBER:  
47844 - C

DESIGNED BY: JC

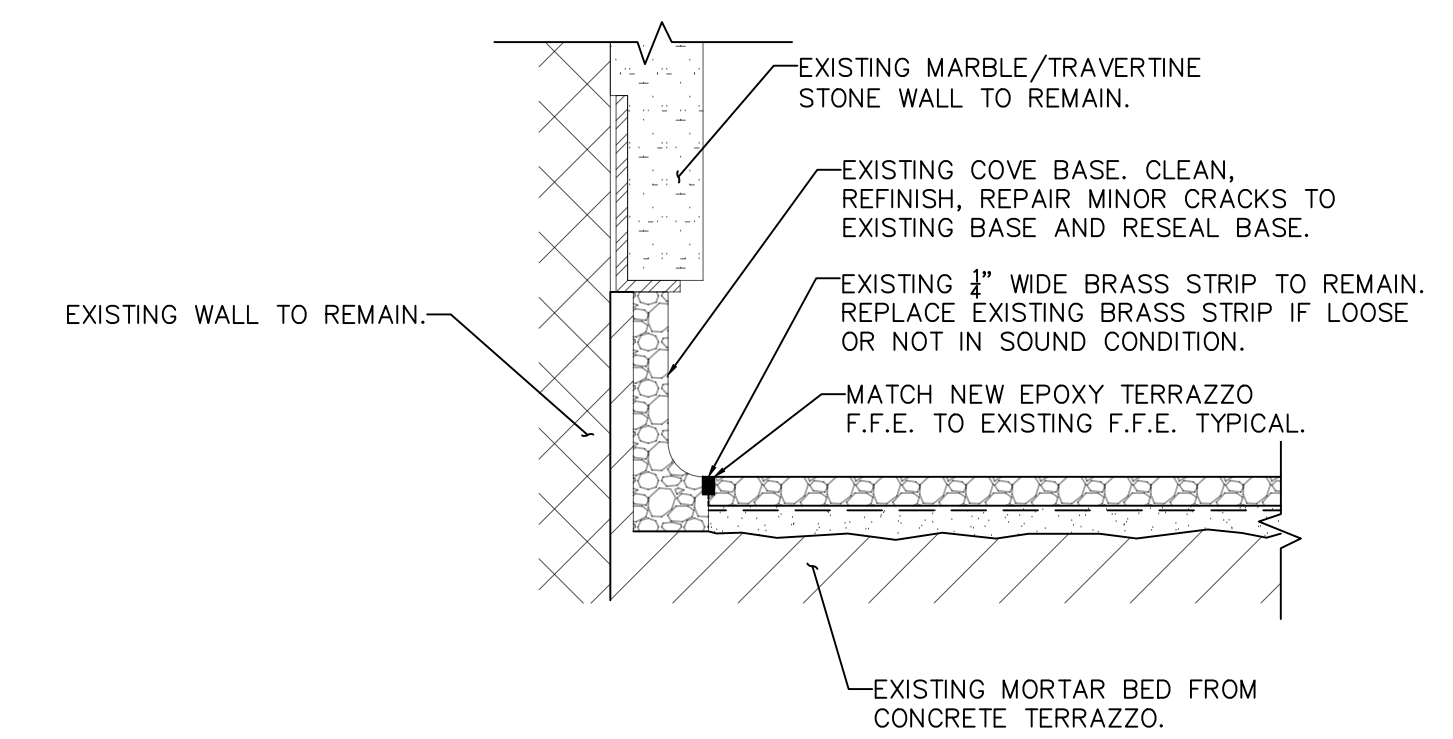
DRAWN BY: JC

FIELD CHECK:

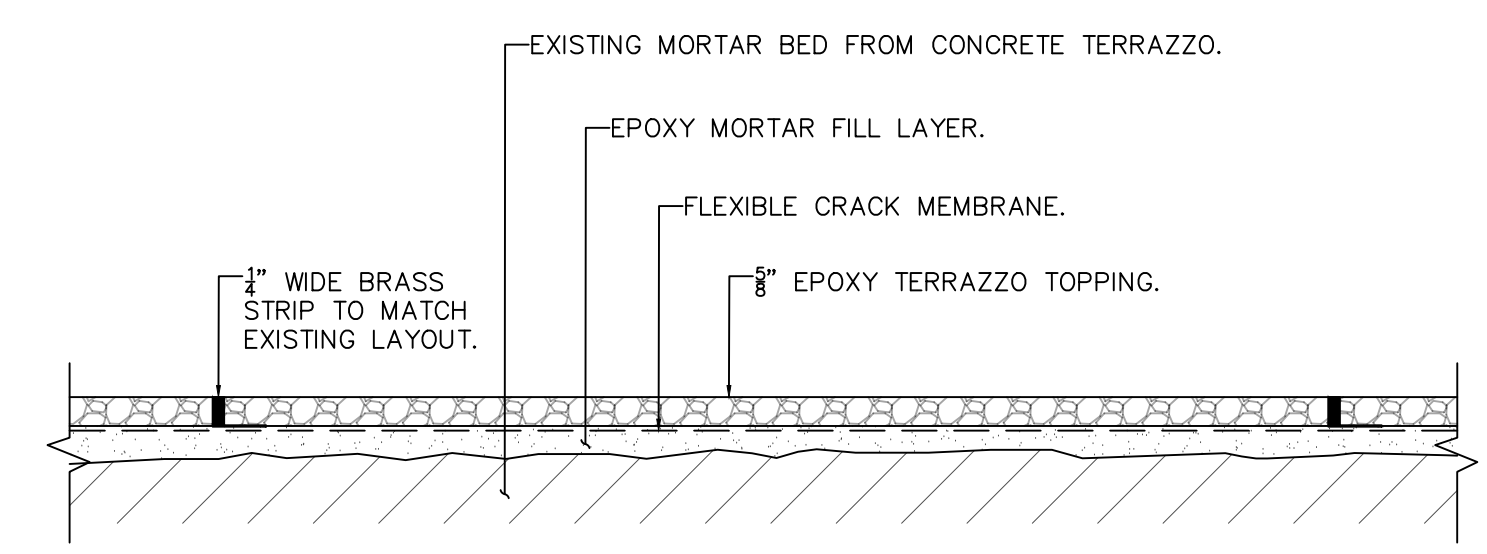
APPROVED: JB

DRAWING TITLE:  
CONCOURSE TERRAZZO  
PLACEMENT PHASE II  
DETAILS

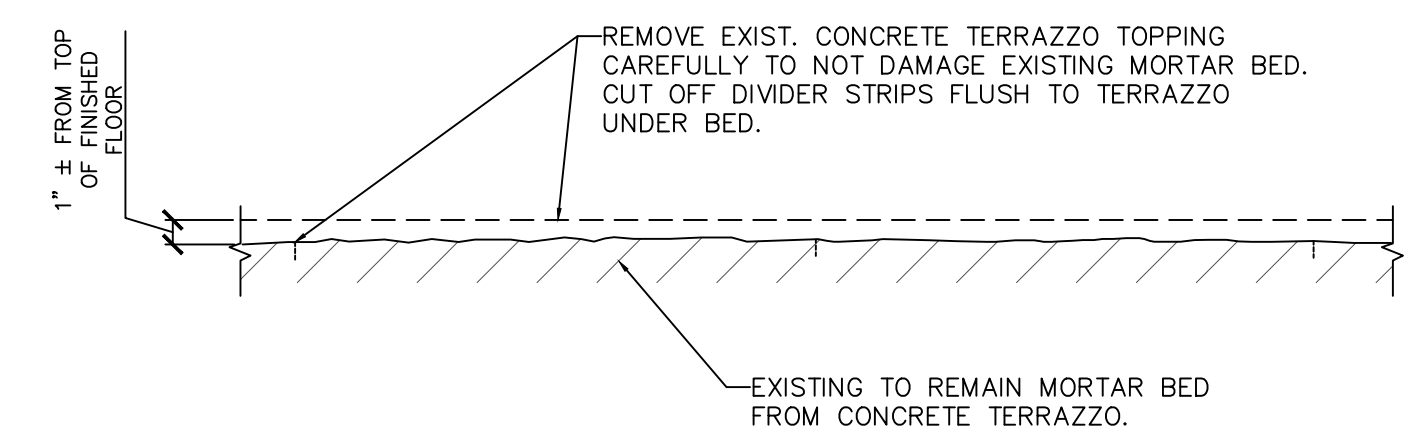
DRAWING NUMBER:  
A-101



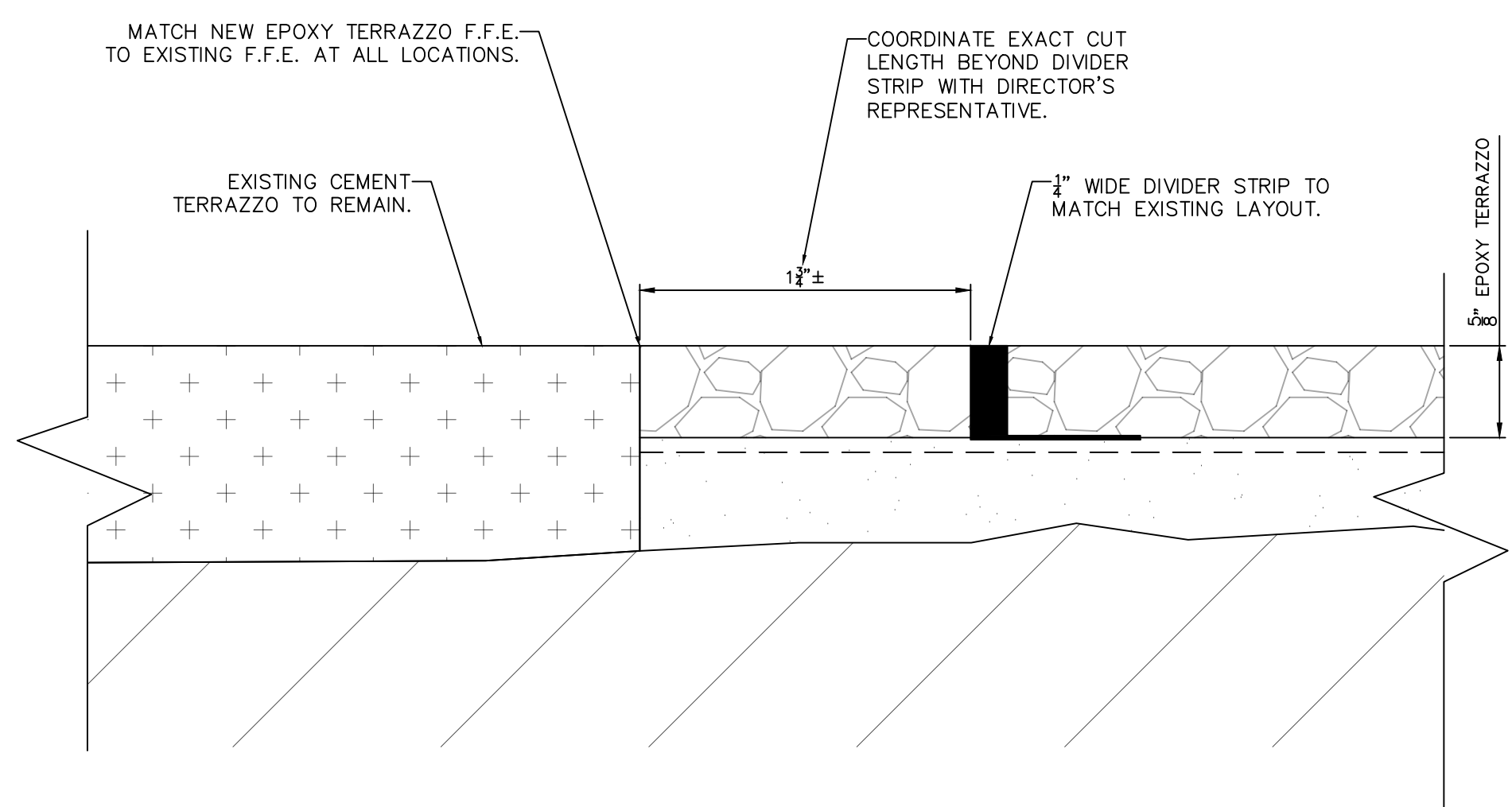
**3** EPOXY TERRAZZO AT EXISTING TERRAZZO BASE  
SCALE: 3"=1'-0"  
NOTE:  
1. WIDTH OF MINOR CRACKS IS APPROX. 1/8".  
2. LENGTH OF COVE BASE WITH MINOR CRACKS IS APPROX. 100 FT.



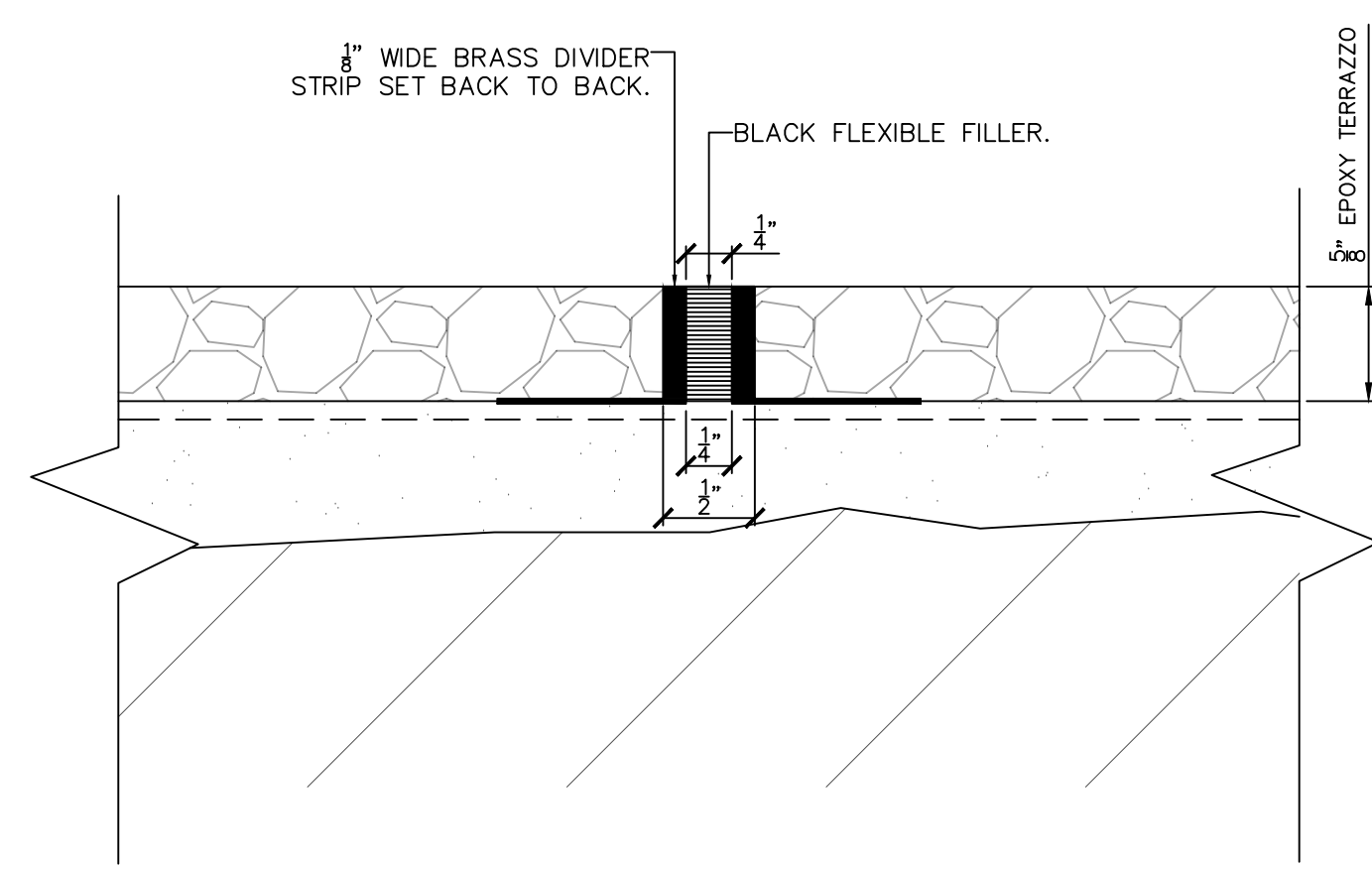
**2** EPOXY TERRAZZO SYSTEM - SECTION  
SCALE: 3"=1'-0"



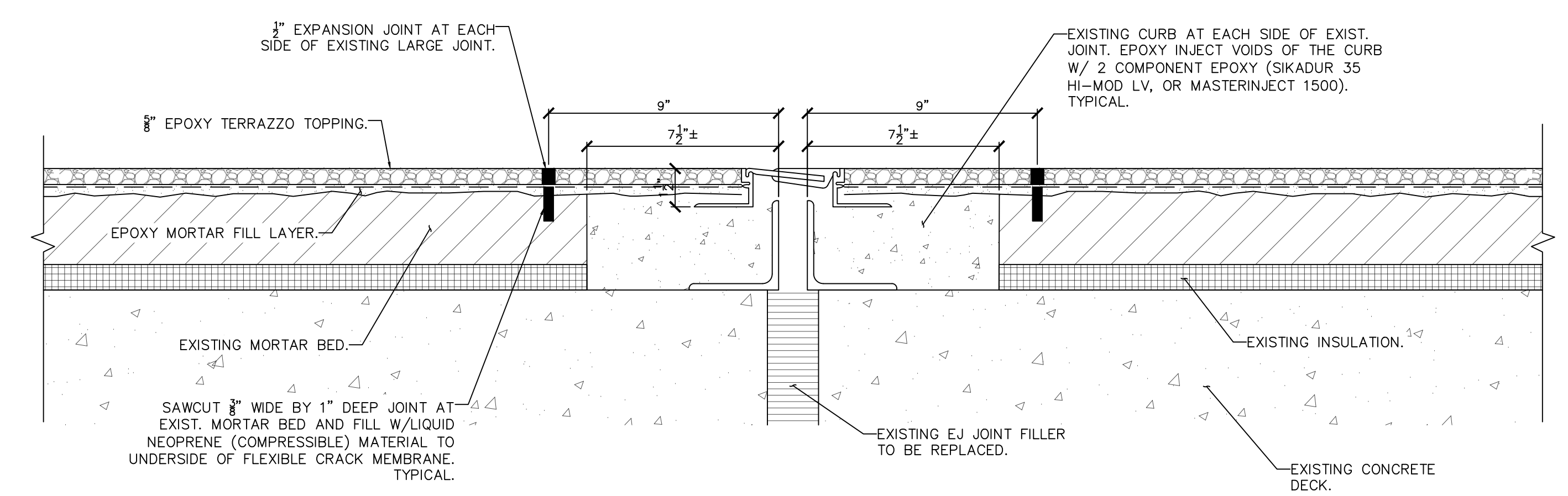
**1** TERRAZZO INSTALLATION DETAILS: REMOVAL  
SCALE: 1 1/2"=1'-0"



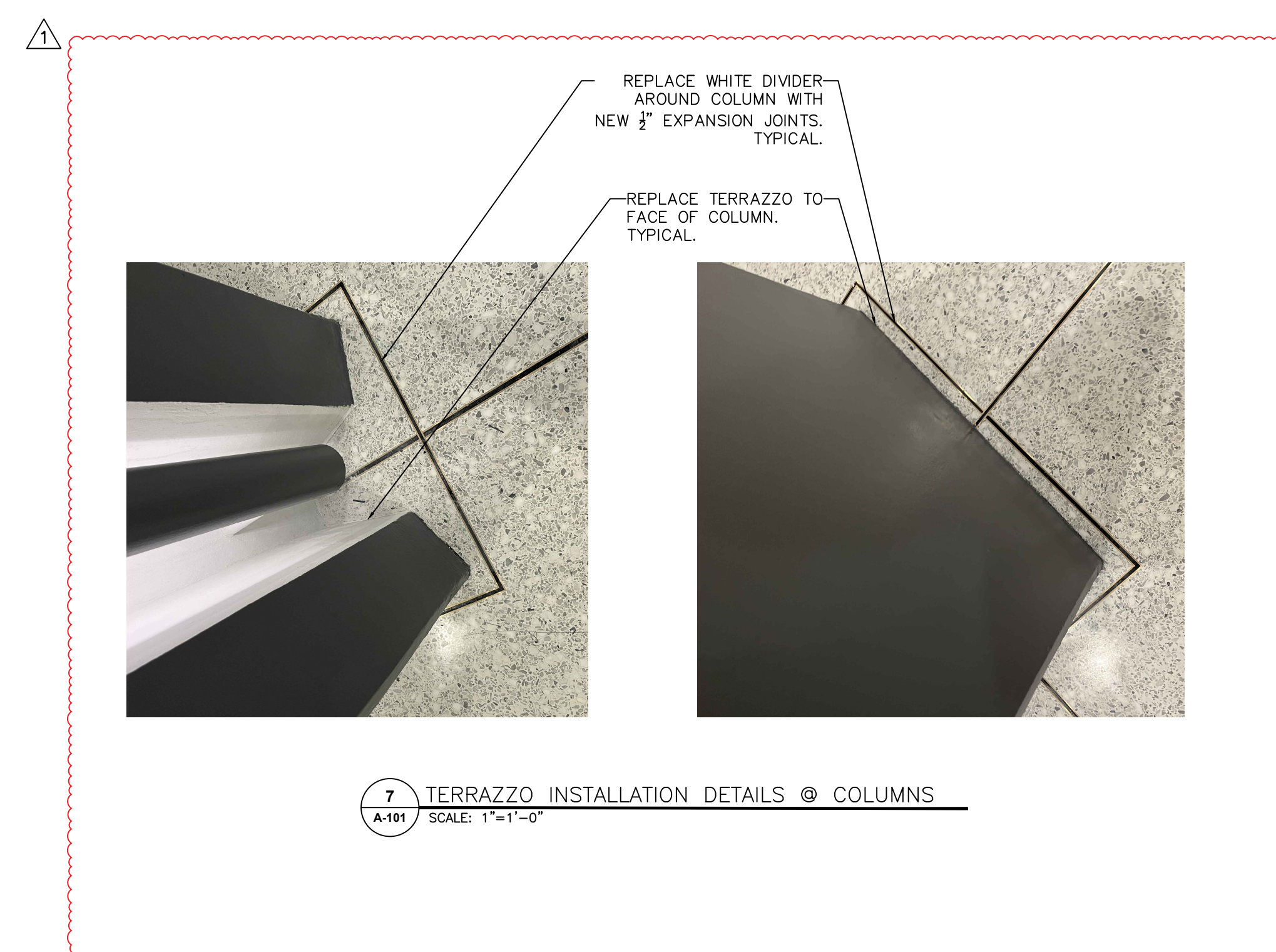
**5** EPOXY TERRAZZO DIVIDER STRIP - AGAINST EXISTING TERRAZZO  
SCALE: NTS



**4** EPOXY TERRAZZO TYPICAL 1/2" EJ  
SCALE: NTS



**6** NEW EJ AT EACH SIDE OF LARGE EJ DETAILS  
SCALE: 3"=1'-0"



**7** TERRAZZO INSTALLATION DETAILS @ COLUMNS  
SCALE: 1"=1'-0"